

FURIZON BEYOND


REGISTRATION PROCEDURE

Summary

- 1 – REGISTRATION FOR THE EVENT 2
- 2 – PERSONAL AREA..... 7
 - 2.1 – PAYMENTS 7
 - 2.2 – ROOMS..... 8
 - 2.2.1 – CREATING A ROOM..... 11
 - 2.2.2 – JOIN A ROOM 15
 - 2.3 – UPLOADING BADGE PHOTOS..... 17

1 – REGISTRATION FOR THE EVENT

To register for the event, you must connect to the link <https://reg.furizon.net/> where the tickets that can be purchased will be available.



Questo Shop è in modalità test. Non effettuare ordini reali perchè potrebbero essere cancellati senza preavviso.

Furizon Beyond 30 Maggio 2023 – 03 Giugno 2023

📍 Park Hotel Sacro Cuore
Via Val di Ronco, 1
38033 Cavalese (TN)
Italy

🕒 30 Maggio 2023 – 03 Giugno 2023
Begin: 16:00
End: 11:00
Add to Calendar

Biglietti

Furizon Beyond - Early Bird	265,00 €	<input checked="" type="checkbox"/>
	250,00 €	<input checked="" type="checkbox"/>

Procedi al checkout

Utilizza un voucher


Se hai un codice promozionale, inseriscilo qui! Owo

Utilizza un voucher

Se hai già prenotato un biglietto

Se vuoi vedere o modificare lo stato o i dettagli del tuo ordine, clicca su uno dei links che hai ricevuto nella tua email durante l'acquisto. Se non trovi i links, clicca sul bottone a lato per richiedere nuovamente i links del tuo ordine.

If you have a voucher code, enter it in the "Use a voucher" section, in the "voucher code" field and click on the relevant "Use a voucher" button. The right product will be automatically selected based on the type of voucher.



Questo Shop è in modalità test. Non effettuare ordini reali perchè potrebbero essere cancellati senza preavviso.

Questo Voucher è valido per questi eventi

You entered a voucher code that allows you to buy one of the following products at the specified price:

Furizon Staff Ticket Woo! Grazie per aver deciso di partecipare come staff! Ricorda di scegliere la taglia di maglietta adatta :)	225,00 €	<input checked="" type="checkbox"/>
------------------------------------------------------------------------------------------------------------------------------------------------	----------	-------------------------------------

Procedi al checkout

By continuing with the sign-up process, you will be able to select add-ons for your Furizon membership.


Checkout

Progress bar: Add-on products (active), Le tue informazioni, Pagamento, Verifica ordine, Ordine confermato

For some of the products in your cart, you can choose additional options before you continue.

Furizon Staff Ticket

Add-on

 Tessera APS Furizon Se non hai partecipato a Riverside 2022 dovrai necessariamente acquistare una Tessera APS Furizon. La tessera è valida per un anno e ti consente di partecipare a tutti i futuri eventi organizzati da Furizon fino a settembre 2023!	10,00 €	<input type="checkbox"/>
-------------------------------------------------------------------------------------------------------------------------------------------------------------------------------------------------------------------------------------------------------------------------------------------------------------------------------------------------------	---------	--------------------------

Giorni Extra

Early Arrival Arriva un giorno prima alla convention per metterti comodo e incontrare i tuoi nuovi amici in un ambiente più rilassato.	48,00 €	<input type="checkbox"/>
Late Departure Troppo presto per salutarsi? Vuoi rilassarti un po' di più verso la tua prossima destinazione? Estendi il tuo soggiorno con una notte extra!	48,00 €	<input type="checkbox"/>

Sponsorship

Sponsorship	45,00 € – 148,00 €	
Sponsor Grazie per aiutarci a rendere Furizon migliore! Con questa sponsorizzazione, otterrai una maglietta ed il gadget dell'evento, oltre ad una menzione speciale sul conbook!	45,00 €	<input type="checkbox"/>
Supersponsor La miglior esperienza che puoi avere a Furizon! Con questo, otterrai tutti i vantaggi dello sponsor e alcuni vantaggi extra: express check-in e saltacoda, accesso a eventi riservati, un drink di benvenuto gratuito, pranzo a buffet durante i giorni della convention, un gadget esclusivo, 30% di sconto (e priorità) sul centro benessere e accesso al servizio fotografico panoramico con aperitivo!	148,00 €	<input type="checkbox"/>

[Torna indietro](#) [Continua](#)

We remember above all the **Furizon APS Card**, to be added if you have not participated in Furizon River Side 2022. Other extras are at the discretion of individual participants.

Proceeding further you will be asked for personal data questions to finalize your registration to Furizon Beyond (name, surname, etc ...) and details on your participation (eg. fursuiter). If you have T-shirts included, remember to enter the size!

At the next step you will be asked for the payment method with which you want to pay your subscription to Furizon. Bank transfer payments are fee-free, while credit card payments have a small additional fee charged by your payment provider (Stripe). "Link | Pay faster" is Stripe's built-in one-click payments feature.

Furizon does not accept other payment methods (e.g. PayPal).

Il tuo carrello 23:00 ▾

Checkout

Add-on products Le tue informazioni **Pagamento** Verifica ordine Ordine confermato

Scegli come intendi pagare.

È possibile pagare l'iscrizione con carta di debito/credito o con bonifico bancario SEPA.
In caso di pagamento con bonifico bancario SEPA, il sistema manterrà la prenotazione in sospeso per un massimo di 14 giorni, dopodiché scadrà automaticamente. Le prenotazioni non pagate non riservano né confermano alcun biglietto.
I biglietti si considerano confermati solo quando la quota viene accreditata sul conto bancario di Furizon.
La conferma del pagamento con carta di credito/debito è immediata; la conferma del pagamento con addebito SEPA dipende da alcuni tempi tecnici al di fuori del controllo di Furizon.

<input type="radio"/> Bonifico bancario	+ 0,00 €
<input checked="" type="radio"/> Credit card	+ 4,12 €

i The Stripe plugin is operating in test mode. You can use one of many test cards to perform a transaction. No money will actually be transferred.

MM / AA CVC

OR

link Paga più veloce

Il tuo pagamento verrà processato da Stripe, Inc. I dati della tua carta verranno trasmessi direttamente a Stripe e non passeranno dai nostri servers.

After selecting the payment method you will receive a summary of everything you have entered and the ticket (+ any add-ons) you are buying. At this stage you will also be asked to accept Furizon's rules.

Below is a completed reservation, pending payment by bank transfer.



Grazie!

Il tuo ordine è stato effettuato correttamente. Qui sotto i dettagli.
Dobbiamo aspettare di ricevere il pagamento prima di considerare l'ordine completo.

In attesa dell'evento, non dimenticate di iscrivervi alla nostra bacheca ufficiale su @APSFurizon
Salva questa pagina nei preferiti se vuoi accedervi in seguito. Ti abbiamo anche inviato una email contenente il link a questa pagina.

Ordine KOCNW **MODALITA' DI TEST** [View in backend](#)

Pagamento in attesa ●

Pagamento

Il pagamento di 225,00 € è ancora in attesa per questo ordine. Effettua il pagamento entro il 03/01/2023

Please transfer the full amount to the following bank account:

Account holder:	Furizon APS
IBAN:	IT55 C062 3012 7040 0003 6862 872
BIC:	CRPPIT2P404
Bank:	Credit Agricole

Il beneficiario del bonifico deve essere "Furizon APS". La causale DEVE contenere il tuo REFERENCE CODE.

Amount:	225,00 €
Reference code (important):	BEYOND-KOCNW

Dopo aver effettuato il bonifico puoi chiudere questa pagina. Ti invieremo una email appena lo riceveremo.

EPC-QR BezahlCode

Scan the qr-code with your banking app



[Rieffettua il pagamento o scegli un altro metodo di pagamento](#)

The reservation in Furizon is not confirmed without payment.

Those who pay by bank transfer, have 14 days (calendar) to settle their position. The deadline is also reported in this confirmation, 03/01/2023 in the example.

If the balance does not arrive in Furizon's account by that date, the **booking is automatically expired by the ticketing system.**

What happens if my booking expires? From the fourteenth day you can still provide payment, but your seat will no longer be reserved and will be available for sale again. So, in the case of a waiting list, it may be purchased by another participant and you may lose the chance to participate in Furizon.

We therefore invite you to regularize your payment as soon as possible, aware of the fact that an ordinary transfer (not instantaneous) has processing times that change between the different banks, up to a maximum of 3-4 days in the worst case, or with weekends / holidays in between.

From the same page you can change the payment method and switch to the credit card (or vice versa) at any time.

At the e-mail address you specified during registration you will find a confirmation of your order. Also check in spam, if the email does not arrive the address, you entered is wrong, probably!

In the email you will find a link placed after the following sentence "*To manage tickets, rooms and badges you can access your private area using this link*", which will allow you to access the next step and view the confirmation page seen previously.

The link is strictly confidential and secret, as it allows you to fully manage your subscription to Furizon: take care not to share it with your friends!

2 – PERSONAL AREA


Through your personal area, accessible with the link that you received by email, you can authenticate yourself in your personal area, where you will be able to:

1. View the confirmation page of your Furizon membership to check the data entered, make the payment if still pending or download the entrance ticket to be presented at the Furizon check-in!
2. Lock a hotel room among those still available
3. Upload the photo for the *badge* and *fursuit badge*, if fursuiter.

2.1 – PAYMENTS

If your subscription is not paid you will see a message like this:

Payment

 Your order is still pending due to incomplete payment. You will not be able to reserve a room for now. However, you will be able to create one with your friends and confirm it once all attendants have completed the order!

If you wish to **change payment method, check payment instructions or complete a failed payment** please access the payment area.

Reference ID	KOCNW
Order total	225.00€ by Bank Transfer

[Payment area](#)

By clicking on "Payment area" you will be redirected to the confirmation page of your registration, where you could review the payment details for the transfer, make the payment by credit / debit card if it failed the first time or change payment method (from bank transfer to card or vice versa).

Without payment you can still access the rooms module (create a room or enter an already created room), **but you will not actually be able to lock the room** and therefore reserve a place in the hotel, with the risk of losing your place at the event!

If instead your payment is regular, you will see something like this:

Payment

Your order has been completed and approved! See you at furizon!

Reference ID	K0CNW
Order total	225.00€ by Bank Transfer

[Download ticket](#)

By clicking on "Download ticket" you can download the ticket to be presented at the Furizon check-in.

2.2 – ROOMS

On the same page you have the rooms module, which will automatically allow you to compose and block a certain type of room at the hotel.

If no action is taken by the user (no locked room or no join in another room) within the room deadline published on the site, the Staff will arrange a random assignment. Below is an in-depth analysis of the technical terminology used:

CREATING A ROOM means becoming the owner of a virtual room and having the possibility to invite other people to your *virtual* room. Only when the room is considered complete is it possible to lock a real hotel room , based on actual availability.

JOIN A ROOM means receiving an invitation code from the owner of a *virtual* room to be matched. It will not be possible to perform any further action on the room, as the confirmation for the entire group oversees the owner.

If the room is not confirmed, the owner has the option to "kick out" participants from their room or delete the entire virtual room, as well as guests will have the option to leave at any time and create their own room or enter a different room.

Only confirmed rooms are guaranteed as number of beds and roommates.

Before seeing how the two operations work, here are some practical examples.

EXAMPLE 1: I want to stay in a single room.

In this case I will have to **create a room**, in which there will be only me, and proceed to confirm the virtual room. If single rooms are available, the system will allow to block the composition of the room and will become immutable. The global counter of available single rooms will go down. If there are no single rooms available the system will generate an error message and you will not be able to confirm the room, forcing you to add more people or be invited by another participant.

EXAMPLE 2: I want to stay in a triple room with my friends.

In this case I will have to **create a room** and invite (then provide the join code) to two other friends. Once the presence of the two friends is confirmed **and the respective registrations are paid**, I can block a triple room subject to availability. If triple rooms are available, the system will allow you to lock the composition of the room and will become immutable. The global counter of available triple rooms will go down. If there are no triple rooms available, the system will generate an error message and it will not be possible to confirm the room, forcing you to add more people (for a quadruple or quintuple room) or remove one (if doubles are still available).

If even one person has not paid for their membership, the room could not be converted from virtual to real. So, it would not be possible to lock/confirm the room.

EXAMPLE 3: My girlfriend has already signed up and I want to stay in the room with her.

Just **enter her virtual room** (if it is already created) through the invitation code she will provide you. You will then have the burden of blocking a double, respecting the constraints set out in the previous examples.


EXAMPLE 4: I composed a double room but forgot to confirm it.

In this case the double rooms may sell out before you know it and you will be forced to change to another type of room based on availability.

Only confirmed rooms are guaranteed as number of beds and roommates.

The rooms module looks like this:

Your room

 If you don't join a room or create your one within the room deadline, we will randomly put you into a room with free spots.

To join a room, ask somebody to send you their room code.

[Create a room](#) [Join a room](#)

Room availability

Single Room	9 left
Double Room	23 left
Triple Room	13 left
Quadruple Room	22 left
Quintuple Room	2 left


An alert reminds you that if neither of the two available options is undertaken and confirmed (**CREATE A ROOM** or **JOIN A ROOM**) the staff will proceed to a random assignment based on the places and the remaining room types.


It is always possible to consult the number of rooms available (not yet blocked) for each type, updated in real time with a refresh of the page.

2.2.1 – CREATING A ROOM


After clicking on "Create a room" you can give the name to your room.
Then the page will change like this:

Your room - Prova

 Your room hasn't been confirmed yet. Unconfirmed rooms are subject to changes by the staff as we optimize for hotel capacity.



Poldo
ROOM OWNER
Fursuiter



Invite
Get room code

Delete room

Confirm **single** room

In this example, since nine single rooms are still available, I have the option to immediately lock a single room, by pressing on "Confirm **single** room".

Clicking on the button will release a popup confirming the choice (**single** room) and will allow me to conclude the process or exit without saving.

Room confirmation is permanent and non-modifiable. Locking a room like in this example literally means participating in Furizon in a single room, preventing both inviting other people and being invited to other rooms.

We invite you to pay close attention, therefore, to the type of room you are going to lock.

By clicking on "Invite" a token will be generated that can be communicated to the other participants:

Invite your friends!

Reference Code

Room PIN

Send your Ticket ID and room PIN to other attendants you want in your room.

If you want to change the room PIN, use the "Reset PIN" button to change the secret code.


[Close](#) [Reset PIN](#)


At any time, you can reset the room PIN to prevent other people from sending a join request if it was shared incorrectly.

Invited people do not automatically access the room but must be approved (or rejected) by the owner with a special button.


When a person wishes to enter your room, they will appear in the “**Pending roommates**” section.

Your room - Prova

 Your room hasn't been confirmed yet. Unconfirmed rooms are subject to changes by the staff as we optimize for hotel capacity.



Poldo
ROOM OWNER
Fursuiter




Invite
Get room code

Delete room

Confirm **single** room

Pending roommates

These people have asked to join your room.



Kyrill


Approve


Reject

Through "Approve" you will confirm its entry, with "Reject" the request will be canceled, and the user notified of the rejection.


After clicking "Approve", your page will change like this:

Your room - Prova


 Your room hasn't been confirmed yet. Unconfirmed rooms are subject to changes by the staff as we optimize for hotel capacity.



Poldo
ROOM OWNER
Fursuiter



Kyrill
KICK



Invite
Get room code

Confirm **double** room


Now the participant appears in the room with you and the confirmation button has changed to "Confirm double room" being in the example still available 23 double rooms.

You can invite up to five people to your room. The type of room (double, triple, etc) is automatically identified based on the number of people in the room. By pressing the "KICK" link under a participant's name you can remove them from your room.

Supposing you confirm a double, clicking on the button, a popup will appear warning you that you are about to permanently lock a double room and that you will not be able to make any changes after confirmation.

By clicking further on "Confirm" the process can be considered completed.

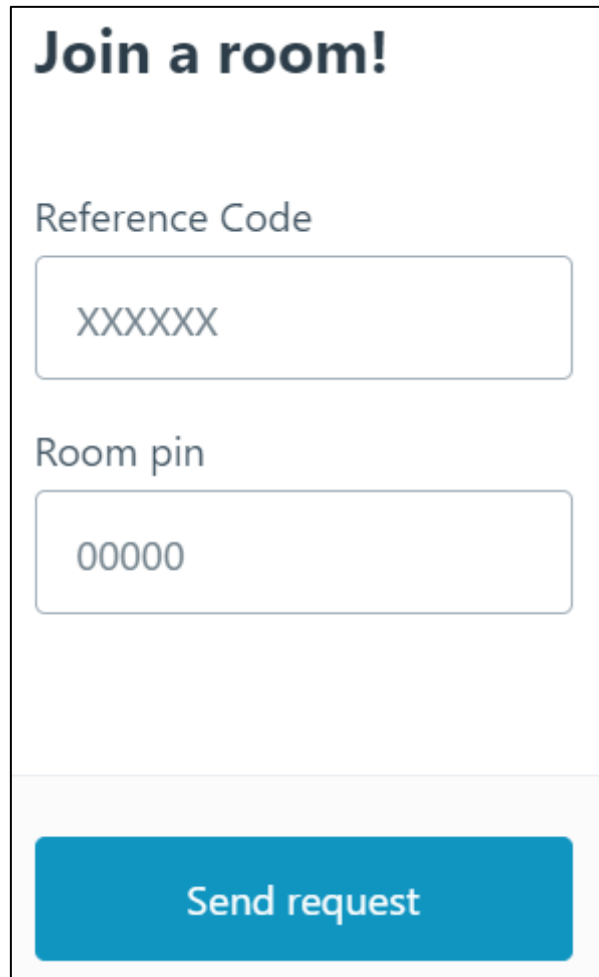
Your room - Prova

 Your **double** room has been confirmed

2.2.2 – JOIN A ROOM

By clicking on "Join a room", a popup will appear where you can enter:

- The room code (reference code)
- The secret PIN of the specific room



The image shows a mobile application popup titled "Join a room!". It contains two input fields: "Reference Code" with the placeholder text "XXXXXX" and "Room pin" with the placeholder text "00000". At the bottom of the form is a blue button labeled "Send request".

By clicking on "Send request", a notification will arrive to the owner of the room to confirm or refuse your entry into the room. While waiting for confirmation from the owner of the room, you will always have the possibility to cancel your request independently, by clicking on "Cancel pending join request".


Your room

You have asked to join the room of another member. Wait for them to confirm or reject your request.

Cancel pending join request

Once your entry into a room is approved, your page will change as follows:

Your room - Prova

 Your room hasn't been confirmed yet. Unconfirmed rooms are subject to changes by the staff as we optimize for hotel capacity.



Poldo

ROOM OWNER

Fursuiter



Kyrill

Now it is up to the owner to confirm the double room or invite other people to the group. The landlord can kick you out of the room at any time before confirmation. When the owner of the room confirms it, a notice will be shown on their personal page.

Your room - Prova

✓ Your **double** room has been confirmed



Poldo

ROOM OWNER

Fursuiter



Kyrill


2.3 – UPLOADING BADGE PHOTOS

In the "Badge" section you can upload

1. The photo for the convention badge
2. The photo for the *fursuit badge*, mandatory for fursuiters only

Submitted images must be suitable for all audiences. Non-compliant images will be removed by Furizon staff. The image will be printed on the badge using a **square format**: to avoid unwanted effects, we advise you to crop and upload a photo already in square format.

Badge

 One or more badge pictures are missing! This will cause you badge to be empty, so make sure to upload something before the deadline!

Scegli file Nessun file selezionato

Scegli file Nessun file selezionato

Normal Badge

Fursuit Badge

Min size: 64x64 - Max Size: 5MB, 2048x2048 - Formats: jpg, png

Upload

Only those who registered as a fursuiter in the sign-up process will be able to see the upload box for the fursuit badge. Remember that the photo of the fursuit badge must clearly show the head of your fursuit.

In general, photos must be suitable for any audience. Any inappropriate images will be removed by the staff.